

retrofitting with flexibility


5 STYLES. 4 LUMEN PACKAGES. 3 COLOR TEMPERATURES. 2 CONTROL OPTIONS.
1 PERFECT SOLUTION FOR ALL YOUR RETROFITS.

flexCOLOR


- 3000°K NEUTRAL WHITE
- 3500°K NEUTRAL WHITE
- 4000°K NEUTRAL WHITE

flexWATT

- LEDCR 6W
- LEDSR 6W
- 10W
- 9W
- 16W
- 12W
- 22W
- 15W



LED CR-G2-9IN



LED SR-G2-4IN

flexCONTROL

ADJUSTS LIGHT LEVEL FOR OCCUPANCY AND DAYLIGHT



EASY TO COMMISSION WITH REMOTE CONTROL

ALL STYLES SHOWN ON PAGE 4

12 RETROFIT KITS IN 1 WITH FLEXWATT™ & FLEXCOLOR™ TECHNOLOGY

- Eliminate ordering and stocking multiple wattages and color temperatures. Product offers 12 SKUs in 1 unit which can easily be configured to 4 different wattage packages and 3 different CCTs.
- Product ships at a default color temp (K) and wattage setting (install as is, or tailor the settings to fit your needs at your facility or on the job site)
- Save on labor costs by having us factory pre-set the wattage and color temperature to fit your project needs.

UL 1598C LISTED RETROFIT KIT

- Can in-field retrofit existing fixtures or be used as a light engine by OEMs to build your own fixtures.

FUTURE PROOF YOUR LIGHTING

- User replaceable and upgradeable light engine.

SUITABLE FOR DRY & DAMP LOCATIONS

FLEXCONTROL™ TECHNOLOGY

- Order control ready or basic control (integrated high/low and daylight sensor) or LG advanced control.
- Vandal Resistant Sensors are completely adjustable and hidden behind the fixture lens.
- Adjustable via remote for sensitivity, duration of time at high light level before dimming to low, duration of time at low light level before dimming to off (factory default is to disable), daylight hold-off, and the dimmed light level.

ADAPTABLE MOUNTING

- Integrated rare-earth magnets for easy placement.
- Cut-out in center of driver allows for threaded rods.
- Flexible wiring options accommodates various wiring configurations.
- Multiple holes for self-tapping screws.

10 YEAR WARRANTY, L70 >100,000HRS

OPTIONAL EMERGENCY BATTERY BACKUP

10 YEAR WARRANTY	120-277V	0-10V DIM	130-150 LPW	-20°C TO 60°C	<15% THD >0.9	80+	120°	L70 >100,000
	VOLTAGE	DIMMING	EFFICACY	OPERATING TEMP	PWR FACTOR/THD	CRI	BEAM ANGLE	RATED LIFE



RemPhos by Light Efficient Design
lighting on target

FOR LIGHT EFFICIENT DESIGN PRODUCT INFO CALL Light Efficient Design • 188 S. Northwest Highway • Cary, IL 60013 • 847.380.3540 • led-llc.com
FOR REMPHOS PRODUCT INFO CALL RemPhos by Light Efficient Design • 30 Log Bridge Road, Building 200 • Middleton, MA 01949 • 877.997.3674 • remphos.com

LEDCR G2 + LEDSR G2 LED RETROFIT KIT | FLEXWATT + FLEXCOLOR + FLEXCONTROL



PART NUMBER BUILDER

MFR	FAMILY	PRODUCT	GEN	SIZE	LUMEN CODE	COLOR	FUNCTION	OPTIONS	BAA
RPT	P		G2				FWFC		
		LEDCR LEDSR		9IN → 8L, 14L, 23L, 31L 4IN → 8L, 14L, 17L, 21L 9IN → 8L, 14L, 17L, 21L 14INE → 8L, 14L, 17L, 21L 14INM → 8L, 14L, 17L, 21L	830=3000K/85CRI 835=3500K/85CRI 840=4000K/85CRI	FWFC= FlexWatt + FlexColor	OCC=high/low motion sensor EMG=120min emergency battery backup LG=LG dongle LGS=LG dongle + sensor 120LVD=120V line voltage dimming 277LVD=277V line voltage dimming	BLANK=NON-BAA BAA=BAA Section 1605 Compliant 	

ORDERING EXAMPLE

RPT-P-LEDCR-G2-9IN-14L-830-FWFC
 RPT-P-LEDSR-G2-4IN-8L-830-FWFC

Default lumen package (wattage and CCT) are shown below in bold. There are two ways to achieve a non-default lumen package and/or CCT:

1. You can easily adjust in field via our FlexWatt and FlexColor internal switches. 2. Have us adjust the FlexWatt and FlexColor at the factory for an additional charge.

ORDERING GUIDE

CASE QTY	QUICK SHIP	ENERGY STAR	REMPHOS PART #	QUICK SHIP UPC CODE	LUMEN OUTPUT (LM)	WATTAGE (W)	LPW	CCT (K)	WARRANTY (YRS)
20		●	RPT-P-LEDCR-G2-9IN-8L-830-FWFC		780	6	130	3000	10
20		●	RPT-P-LEDCR-G2-9IN-8L-835-FWFC		780	6	130	3500	10
20		●	RPT-P-LEDCR-G2-9IN-8L-840-FWFC		816	6	136	4000	10
20		●	RPT-P-LEDCR-G2-9IN-14L-830-FWFC		1370	10	137	3000	10
20		●	RPT-P-LEDCR-G2-9IN-14L-835-FWFC		1440	10	144	3500	10
20	●	●	RPT-P-LEDCR-G2-9IN-14L-840-FWFC	844006010676	1370	10	137	4000	10
20	●		RPT-P-LEDCR-G2-9IN-14L-840-FWFC-OCC	844006010683	1370	10	137	4000	10
20		●	RPT-P-LEDCR-G2-9IN-23L-830-FWFC		2256	16	141	3000	10
20		●	RPT-P-LEDCR-G2-9IN-23L-835-FWFC		2240	16	140	3500	10
20		●	RPT-P-LEDCR-G2-9IN-23L-840-FWFC		2352	16	147	4000	10
20		●	RPT-P-LEDCR-G2-9IN-31L-830-FWFC		2970	22	135	3000	10
20		●	RPT-P-LEDCR-G2-9IN-31L-835-FWFC		3080	22	140	3500	10
20		●	RPT-P-LEDCR-G2-9IN-31L-840-FWFC		3124	22	142	4000	10
20		●	RPT-P-LEDSR-G2-XIN-8L-830-FWFC		780	6	130	3000	10
20		●	RPT-P-LEDSR-G2-XIN-8L-835-FWFC		780	6	130	3500	10
20	●	●	RPT-P-LEDSR-G2-4IN-8L-840-FWFC	844006010690	816	6	136	4000	10
20	●		RPT-P-LEDSR-G2-4IN-8L-840-FWFC-OCC	844006010706	816	6	136	4000	10
20	●	●	RPT-P-LEDSR-G2-9IN-8L-840-FWFC	844006010713	816	6	136	4000	10
20	●		RPT-P-LEDSR-G2-9IN-8L-840-FWFC-OCC	844006010720	816	6	136	4000	10
20	●	●	RPT-P-LEDSR-G2-14INE-8L-840-FWFC	844006010737	816	6	136	4000	10
20	●		RPT-P-LEDSR-G2-14INE-8L-840-FWFC-OCC	844006010744	816	6	136	4000	10
20	●	●	RPT-P-LEDSR-G2-14INM-8L-840-FWFC	844006010751	816	6	136	4000	10
20	●		RPT-P-LEDSR-G2-14INM-8L-840-FWFC-OCC	844006010768	816	6	136	4000	10
20		●	RPT-P-LEDSR-G2-XIN-14L-830-FWFC		1370	10	137	3000	10
20		●	RPT-P-LEDSR-G2-XIN-14L-835-FWFC		1440	10	144	3500	10
20		●	RPT-P-LEDSR-G2-XIN-14L-840-FWFC		1370	10	137	4000	10
20		●	RPT-P-LEDSR-G2-XIN-17L-830-FWFC		1692	12	141	3000	10
20		●	RPT-P-LEDSR-G2-XIN-17L-835-FWFC		1680	12	140	3500	10
20		●	RPT-P-LEDSR-G2-XIN-17L-840-FWFC		1764	12	147	4000	10
20		●	RPT-P-LEDSR-G2-XIN-21L-830-FWFC		2025	15	135	3000	10
20		●	RPT-P-LEDSR-G2-XIN-21L-835-FWFC		2100	15	140	3500	10
20		●	RPT-P-LEDSR-G2-XIN-21L-840-FWFC		2130	15	142	4000	10

X = 4IN, 9IN, 14INE, or 14INM



FOR LIGHT EFFICIENT DESIGN PRODUCT INFO CALL Light Efficient Design • 188 S. Northwest Highway • Cary, IL 60013 • 847.380.3540 • led-llc.com
 FOR REMPHOS PRODUCT INFO CALL RemPhos by Light Efficient Design • 30 Log Bridge Road, Building 200 • Middleton, MA 01949 • 877.997.3674 • remphos.com

10.10.18 Information is subject to change without notice.

LED CR G2 + LED SR G2 LED RETROFIT KIT | FLEXWATT + FLEXCOLOR + FLEXCONTROL



HOW DOES IT WORK?

Our exclusive LED driver is designed to operate at 90%+ efficiency at each wattage setting. Standard drivers would have much lower efficiency as low as 60% and would result in poor performance and reduced efficacy.

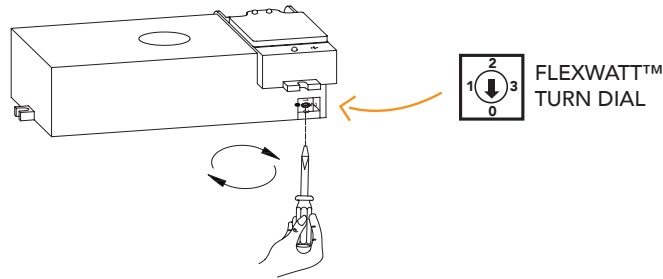
WHAT ARE THE WATTAGE CHOICES?

Please reference this table and the ordering guide on the last page of the cut sheet.

FLEXWATT TURN DIAL POSITION				
STYLE	0	1	2	3
LED CR	6W (8L)	10W (14L)	16W (23L)	22W (31L)
LED SR	6W (8L)	10W (14L)	12W (17L)	15W (21L)

HOW EASY IS IT TO SET?

Simply slide off the driver door, adjust the 4-position turn dial with a small, flat-head screw driver, and replace the door. Quick and easy. Can be "locked-out" to prevent field-adjustability if desired.



HOW DOES IT WORK?

We select the highest efficacy, multiple color LED diodes from quality suppliers, and mount them on the same circuit board. A proprietary LED binning process ensures color consistency between fixtures. The FlexColor technology controller ensures the correct color is selected, every time.

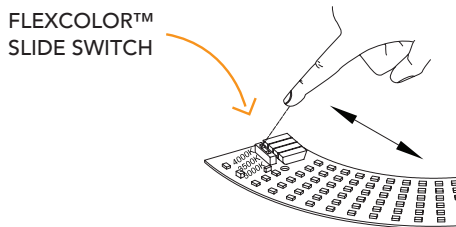
WHAT ARE THE COLOR CHOICES?

3000k, 3500k and 4000k. Please reference this table and the ordering guide on the last page of the cut sheet.

FLEXCOLOR SLIDE SWITCH POSITION		
TOP	MIDDLE	BOTTOM
3000K	3500K	4000K


HOW EASY IS IT TO SET?

Adjust the 3-position slide switch with your finger. Quick and easy. Can be "locked-out" to prevent field-adjustability if desired.

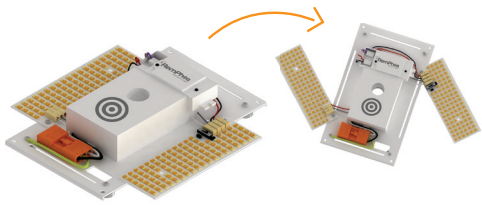
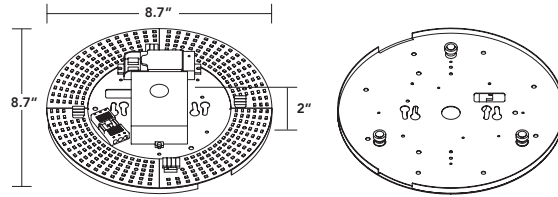


FOR LIGHT EFFICIENT DESIGN PRODUCT INFO CALL Light Efficient Design • 188 S. Northwest Highway • Cary, IL 60013 • 847.380.3540 • led-llc.com
 FOR REMPHOS PRODUCT INFO CALL RemPhos by Light Efficient Design • 30 Log Bridge Road, Building 200 • Middleton, MA 01949 • 877.997.3674 • remphos.com


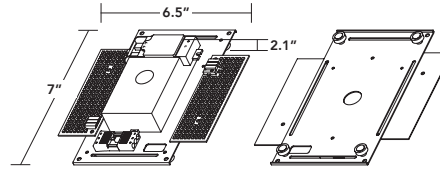
LEDCR G2 + LEDSR G2 LED RETROFIT KIT | FLEXWATT + FLEXCOLOR + FLEXCONTROL



LEDCR-G2-9IN (EXPANDABLE LED BOARDS)


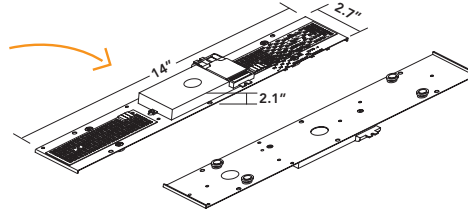


LEDSR-G2-4IN (EXPANDABLE LED BOARDS)




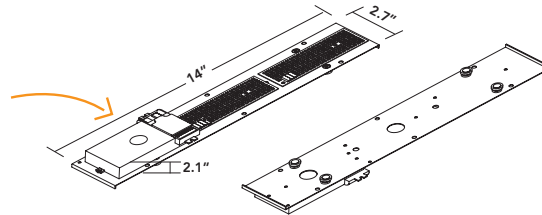
LEDSR-G2-14INM (FIXED LED BOARDS)

driver located in middle

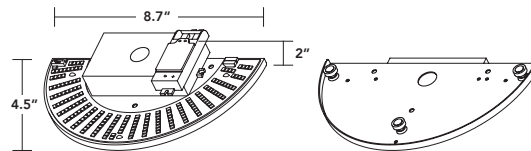


LEDSR-G2-14INE (FIXED LED BOARDS)

driver located at end



LEDSR-G2-9IN (FIXED LED BOARDS)



RETROFIT THESE FIXTURES & MORE



SURFACE MOUNTS



VANITIES/LINEARS



WALL MOUNTS



RemPhos by Light Efficient Design
lighting on target

FOR LIGHT EFFICIENT DESIGN PRODUCT INFO CALL Light Efficient Design • 188 S. Northwest Highway • Cary, IL 60013 • 847.380.3540 • led-llc.com
FOR REMPHOS PRODUCT INFO CALL RemPhos by Light Efficient Design • 30 Log Bridge Road, Building 200 • Middleton, MA 01949 • 877.997.3674 • remphos.com

10.10.18 Information is subject to change without notice.

LEDCR G2 + LEDSR G2 LED RETROFIT KIT | FLEXWATT + FLEXCOLOR + FLEXCONTROL



CUT-OUT IN CENTER OF DRIVER ALLOWS FOR THREADED RODS

OPTIONAL INTEGRATED HIGH/LOW MOTION AND DAY-LIGHT SENSOR. COMPLETELY ADJUSTABLE AND HIDDEN BEHIND THE FIXTURE LENS

5VA DRIVER HOUSING. MEETS UL1598C REGULATIONS

INCOMING POWER QUICK DISCONNECT LOCATED ON TOP OF CHASSIS FOR EASY AND SAFE WIRING. CLIP HOLDS DISCONNECT AND WIRING NEATLY IN PLACE.

CURVED LED BOARDS CAN EXPAND TO FIT SMALL TO LARGE FIXTURES

MULTIPLE CHASSIS CUT-OUTS FOR FLEXIBLE WIRING OPTIONS

KEYHOLE SLOTS AND MULTIPLE HOLES FOR FLEXIBLE MOUNTING OPTIONS

STRONG RARE EARTH MAGNETS FOR EASY INSTALLATION

CONTROL OPTIONS

CONTROL READY

DRIVER

10V DIM

12V POWER

All LEDCR/SR models come standard as factory enabled to add controls at the factory, in the field or at a later date. Driver comes with 10V dimming and 12V DC power wiring.

BASIC CONTROL

OCC SENSOR

Integrated high frequency, high/low motion and daylight sensor. Can be mounted behind glass or plastic lens. Purchase optional remote control to adjust settings.

ORDERING CODES
SENSOR = OCC / RC = HNSIII REMOTE

LG SENSOR CONNECT

LG's intelligent wireless lighting control system. ZigBee technology. Occupancy sensing, daylight harvesting, grouping, scheduling, high-end trim and more. Adjust settings via Android app.

ORDERING CODE = LG or LGS

EASILY RETROFIT THESE FIXTURE STYLES, AND MORE!

LEDCR-G2-9IN/SURFACE MOUNT

LEDCR-G2-9IN/SURFACE MOUNT

LEDSR-G2-9IN/SCONCE

LEDSR-G2-14INM/VANITY + LINEAR

LEDSR-G2-14INE/VANITY + LINEAR

LEDSR-G2-4IN/SCONCE

RemPhos by Light Efficient Design
lighting on target

FOR LIGHT EFFICIENT DESIGN PRODUCT INFO CALL Light Efficient Design • 188 S. Northwest Highway • Cary, IL 60013 • 847.380.3540 • led-llc.com
FOR REMPHOS PRODUCT INFO CALL RemPhos by Light Efficient Design • 30 Log Bridge Road, Building 200 • Middleton, MA 01949 • 877.997.3674 • remphos.com

10.10.18 Information is subject to change without notice.